

Reksa Dana Saham Eastspring Investments Alpha Navigator

eastspring
investments
A Prudential plc company

FUND DETAILS

Effective Date	06 August 2012
Effective Letter No.	S-9655/BL/2012
Inception Date (Class A)	29 August 2012
Type of Fund	Equity Funds
Custodian Bank	Standard Chartered Bank
Fund Currency	IDR
NAV Publication	Daily
Pricing Period	Daily
Total Net Asset Value (total of all classes)	IDR 299.88 Billion
NAV/Unit (Class A)	IDR 1,611.04
ISIN Code (Class A)	IDN000143104
Benchmark	Jakarta Composite Index (JCI)
Total Units Offered	Max. 30 billion unit
Min. Initial Subscription	IDR 10,000.00
Min. Subsequent Subscription	IDR 10,000.00
Min. Redemption	IDR 10,000.00

Fund Expenses

Management Fee	Max. 2.5% annually
Custodian Fee	Max. 0.25% annually
S-Invest Fee	Max. 0.005% annually

Unit Holder Expenses

Subscription Fee	Max. 3.0% per transaction
Redemption Fee	Max. 0.5% per transaction
Switching Fee	Max. is the subscription fee of the designated Eastspring's fund

* The amount might be different if transaction is made through distribution channel.

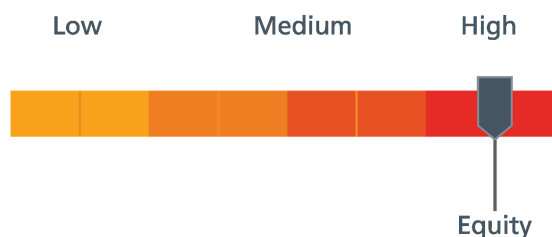
RISK FACTORS

1. Risk of market and risk of reduction in net asset value of each participation unit
2. Risk of liquidity
3. Risk of dissolution and liquidation
4. Risk of transaction through electronic system
5. Risk of credit and third party (default)
6. Risk concentration in one sector
7. Risk of operational
8. Risk of valuation
9. Risk of regulatory changes

INVESTMENT OBJECTIVE

Aims to provide attractive investment return in a long term through majority investment in equity securities that listed in Indonesia.

RISK CLASSIFICATION



Reksa Dana Saham Eastspring Investments Alpha Navigator invests in small and mid cap stocks with a maximum weight of 40%, and it is categorized as high risk.

INVESTMENT POLICY



Equity



Domestic Money Market

% ASSET ALLOCATION



Equity 92.58%
Cash and/or
money market 7.42%

FUND PERFORMANCE

	1 MTH	3 MTHS	6 MTHS	1 YR	3 YRS	5 YRS	YTD	SI
NDANEF_A	3.20%	5.87%	1.58%	8.85%	15.89%	9.03%	5.28%	61.10%
Benchmark	1.50%	3.32%	5.22%	6.91%	17.21%	13.55%	0.60%	77.48%

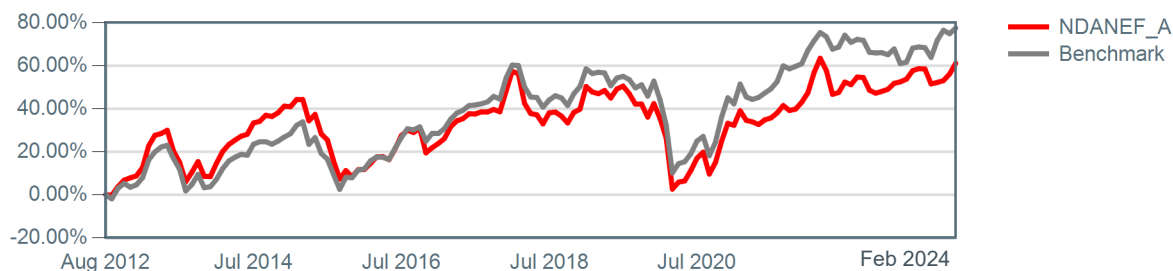
Highest Month Performance

Feb 2013 8.94%

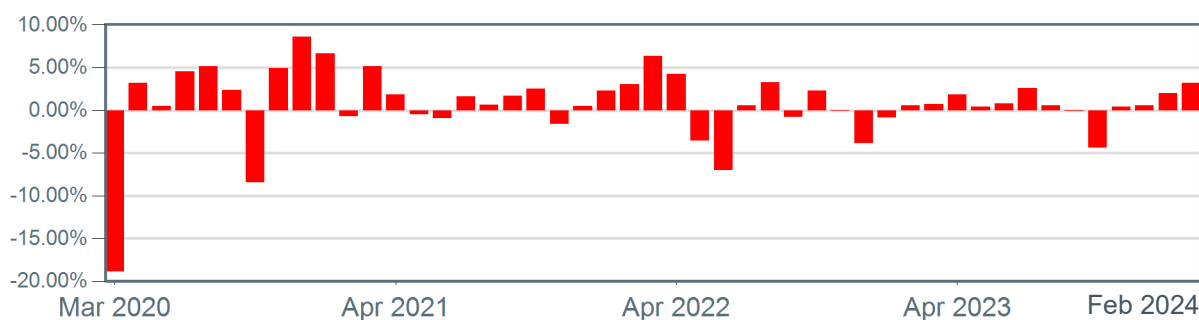
Lowest Month Performance

Mar 2020 -18.83%

HISTORICAL PERFORMANCE GRAPHIC



MONTHLY PERFORMANCE IN THE LAST 5 YEARS



TOP HOLDINGS

(security name only, alphabetically order)

1. BANK BRISYARIAH TBK PT	4.45%
2. BANK CENTRAL ASIA Tbk	9.71%
3. BANK MANDIRI (PERSERO) Tbk	9.64%
4. BANK NEGARA INDONESIA Tbk	3.97%
5. BANK RAKYAT INDONESIA (PERSERO) Tbk	9.05%
6. INDOSAT Tbk	4.30%
7. MAYORA INDAH Tbk	3.27%
8. MIDI UTAMA INDONESIA TBK PT	3.91%
9. MITRA ADIPERKASA Tbk	3.77%
10. TELKOM INDONESIA PERSERO TBK PT	7.68%

MARKET REVIEW

Jakarta Composite Index (JCI) gained +1.5% in Feb'24 while Rupiah gained +0.4% to IDR 15,715/USD throughout the month. The reason for strong gains in equity and IDR was the favourable conclusion of presidential and legislative election in Feb'24, whereby Prabowo is likely declared the winner in a one-round landslide election. As of end-Feb'24, with close to 80% voters being accounted for, Prabowo has secured ~59% votes, including unexpected wins in Bali, East Java, and Central Java, whereas candidate no 1 (Anies-Muhaimin) and candidate no 3 (Ganjar-Mahfud) securing ~25% and ~17% each. Credit growth in Jan'24 continued to be strong, gaining +11.8% YoY, higher than Dec'23 number of +10.4%. Bank Indonesia forecasts credit growth to remain solid in 2024, in the 10-12% range. BI maintained policy rates at 6.0% and upgraded forecast for FY24 Global GDP Growth from 2.8% to 3.0%. Infrastructure (+5.0%), consumer staples (+1.3%) and industrials (+1.1%) were the strongest sectors in Feb'24 whereas technology (-10.2%) detracted. GOTO (-12.7%), who was the biggest detractor, fell to its lowest point in 3 months after CFO Jacky Lo gave indication of potential IDR 80.3tn loss due to goodwill reversal post Tiktok acquisition of Tokopedia.

IMPORTANT INFORMATION

INVESTMENT MANAGER PROFILE

PT Eastspring Investments Indonesia

Eastspring Investments, part of Prudential Corporation Asia, is Prudential's asset management business in Asia. We are one of Asia's largest asset managers, with operations in 11 Asian markets, approximately 3000 employees in Asia and more than USD 227.7 billion in assets under management as of 30 June 2023. Eastspring Investments Indonesia is licensed and supervised by Indonesia Financial Service Authority (Surat Keputusan Ketua BAPEPAM dan LK No. KEP-05/BL/MI/2012 dated 25 April 2012) and one of the largest asset management companies in Indonesia with assets under management of IDR 61,10 trillion as of 30 June 2023. Supported by experienced investment professionals in fund management and mutual funds, Eastspring Investments Indonesia is fully committed to provide high quality financial services to meet various investment needs of investor.

Fund Fact Sheet and Prospectus can be access on <https://www.eastspring.co.id/funds/funds-downloads>.

CONTACT US

Prudential Tower Lantai 23
Jl. Jend. Sudirman Kav. 79, Jakarta 12910

Tel: +(62 21) 2924 5555

Fax: +(62 21) 2924 5556

Eastspring Investments Indonesia

[eastspring.co.id](https://www.eastspring.co.id)

CUSTODIAN BANK PROFILE

Standard Chartered Bank

Standard Chartered Bank was founded by Royal Charter in 1853 with headquarters in London and has over 160 years of banking experience in the world's most rapidly growing market. In Indonesia, Standard Chartered Bank has been present since the year 1863. Currently, Standard Chartered Bank has 15 branch offices spread across 7 major cities in Indonesia. Standard Chartered Bank obtained the permission to open a branch office in Jakarta, based on the decree of the Minister of Finance Republic of Indonesia No. 15.6.5.19 dated October 1, 1968, to do business as a commercial Bank. In addition, Standard Chartered Bank branch Jakarta has also had approval as a custodian in capital market based on the decree of the Chairman of the Capital Market Supervisory board number KEP-35/PM. WK/1991 dated June 26, 1991, and is therefore registered and supervised by the Financial Services Authority.

Dalam hal telah terdapat fasilitas Acuan Kepemilikan Sekuritas (AKSES) Pemegang Unit Penyertaan dapat melihat kepemilikan Reksa Dana melalui laman <https://akses.ksei.co.id/>.

DISCLAIMER

INVESTMENT THROUGH MUTUAL FUNDS CONTAINS RISK. PRIOR TO DECIDING TO INVEST, PROSPECTIVE INVESTORS MUST READ AND UNDERSTAND THE PROSPECTUS. PAST PERFORMANCE DOES NOT GUARANTEE / REFLECT INDICATION OF FUTURE PERFORMANCE.

FINANCIAL SERVICES AUTHORITY ("OJK") DOES NOT GIVE ANY STATEMENT OF APPROVING OR DISAPPROVING THESE EFFECTS, NOR STATING THE TRUTH OR THE ADEQUACY OF THE CONTENTS OF THIS MUTUAL FUND PROSPECTUS. EVERY STATEMENT CONTRADICTING THESE STIPULATIONS IS A BREACH OF LAW.

Mutual funds are Capital Market products and not products issued by Selling Agent / the Bank. The Mutual Fund Selling Agent is not responsible for the lawsuit and risks of managing the mutual fund portfolio being carried out by the Investment Manager.

This product information summary does not replace the Mutual Fund Prospectus and was prepared by PT Eastspring Investments Indonesia only for information needs and does not constitute an offer to buy or sell. All information contained in this document is presented correctly. If necessary, investors are advised to seek professional opinion before making an investment decision. Past performance is not necessarily a clue to future performance, nor is it an estimate made to give an indication of future performance or trends.

This document is solely for information and may not be published, circulated, reproduced or distributed in whole or part to any other person without the prior written consent of PT Eastspring Investments Indonesia. It should not be construed as an offer or solicitation for the subscription, purchase or sale of any securities mentioned herein. Whilst we have taken all reasonable care to ensure that the information contained in this document is not untrue or misleading at the time of publication, we cannot guarantee its accuracy or completeness. Any opinion or estimate contained in this document is subject to change without notice. Investors may wish to seek advice from a financial adviser before making a commitment to invest in units of any of our funds. PT Eastspring Investments Indonesia and its related and affiliated corporations together with their respective directors and officers may have or may take positions in the securities mentioned in this document and may also perform or seek to perform broking and other investment services for the corporations whose securities are mentioned in this newsletter as well as other parties. The graphs or charts are included for illustrative purposes only. Past performance is not necessarily a guide to future performance. The predictions, projections, or forecast on the economy, securities markets or the economic trends of the markets are not necessarily indicative of the future or likely performance of PT Eastspring Investments Indonesia or any funds managed by PT Eastspring Investments Indonesia. The value and any income accruing to the investments, if any, may fall as well as rise. An investment is subject to investment risks, including the possible loss of the principal amount invested. PT Eastspring Investments Indonesia is an ultimately wholly-owned subsidiary of Prudential plc of the United Kingdom. PT Eastspring Investments Indonesia and Prudential plc are not affiliated in any manner with Prudential Financial, Inc., a company whose principal place of business is in the United States of America or with the Prudential Assurance Company, a subsidiary of M&G plc (a company incorporated in the United Kingdom).

Mutual fund managed by Eastspring Investments is not included as guaranteed investment product. Prior to investing in mutual fund managed by Eastspring Investments, prospective participation unit holder must first learn and understand Prospectus and other offering documents. The contents of Prospectus and other offering documents is not a suggestion either from business, law or taxation aspects. Therefore, prospective participation unit holder is advised to seek consideration or advice from competent parties in relation to his/her investment in mutual fund managed by Eastspring Investments. Therefore, prospective Unit Holders are advised to ask for consideration or advice of competent parties, in connection with investments in Mutual Funds Eastspring Investments. Prospective participation unit holder must comprehend that there is a possibility of participation unit holder of mutual fund managed by Eastspring Investments will bear risks in relation to his/her participation unit held. With possibility of such risk, if necessary, prospective participation unit holder may seek advice from competent parties on aspects of business, law, finance, taxation, and other relevant aspects.

Confirmation on investment to Mutual Fund Unit Holder is issued by Custodian Bank. Valid proof of Mutual Fund's participation unit ownership is the confirmation letter issued by Custodian Bank.

This material contents should not be used after 3 (three) months of publication approval.



OUR GLOBAL FOOTPRINT*



*11 Major Asia Markets Plus Offices in North America and Europe

WELL KNOWN DISTRIBUTOR

Worked with well known distributor such as Ajaib, Bareksa, BCA, Bibit, Commonwealth, CTBC, Danamon Bank, DBS, FUNDTASTIC, HSBC, Mandiri Sekuritas, Maybank, Mirae Asset Sekuritas, Moduit, Phillip Sekuritas Indonesia, Permata Bank, SCB, Tanamduit.



FIXED INCOME CAPABILITY



Silver Champion for Category Best Fixed Income, 5 years performance, AuM < IDR 100 Billion (Awarded by 4th Bareksa kontan OVO Fund Awards 2020)

FIXED INCOME CAPABILITY



Silver Champion for Category Best Fixed Income, 3 years performance, AuM < IDR 1 Trillion Silver Champion for category Best Fixed Income, 5 years performance, AuM > IDR 1 Trillion (Awarded by 4th Bareksa kontan OVO Fund Awards 2020)

EQUITY CAPABILITY



Best Mutual Funds 2021 for Category Best Equity Fund, 3 years performance Eastspring Investments Alpha Navigator, AuM > 1 Trilyun. (Awarded by Majalah Investor-Infovesta Mutual Fund 2021)

TOP INVESTMENT HOUSES



Top Investment Houses In Local Asian local Currency Bond for 2021 (Awarded by Asset Benchmark Research Award 2021)

TOUR DE CAMPUS

Education seminar to universities to increasing financial and investment literacy. Up to now, we have held TDC at 8 universities in Indonesia.



CHA-CHING

Cha-Ching is one of Prudential Indonesia CSR event, we are participate in teaching how to **earn, save, spend and donate** through Cha-Ching curriculum to elementary student.



CHAIRMAN CHALLENGE

Chairman's Challenge is one of Prudential Indonesia CSR event, the programme is a group-wide volunteering programme to encourage employees to get involved in their local communities to help make a difference.

